

**Einböck**

**When grassland care  
is joy!**

# SPORTS FIELD WEEDER SPORTSTAR

IDEAL FOR GRASSLAND CARE AND AFTER-SOWING  
TO AERATE THE GRASSLAND  
PERFECT FOR WEED CONTROL



[WWW.EINBOECK.EU](http://WWW.EINBOECK.EU)





# SPORTS FIELD WEEDER SPORTSTAR









## SPORTS FIELD WEEDER SPORTSTAR

The SPORTSTAR is the ideal machine to maintain and underseed the turf on sports- and golfcourses. The narrow line spacing of 13 mm / 0.51" and the Ø 6.5 mm / 0.26" thick tines ensure the turf is aerated and dethatched. In combination with a seeding box the weeder is the ideal tool to maintain the lawn. Depending on the specification the SPORTSTAR is a very universal tool (e.g. to incorporate sand).



**The SPORTSTAR is THE weeder to improve the quality of the lawn on sports- and golf courses!**

Type/ Working width in cm	Sections	Feeler wheels	Tines	from HP/KW	Weight approx. kg / lbs
SPORTSTAR 150 rigid	1x1.5	2	114	8/6	200 kg 441 lbs
SPORTSTAR 200 rigid	1x2.1	2	162	10/7	230 kg 508 lbs
SPORTSTAR 300 rigid	2x1.5	2	228	15/11	320 kg 706 lbs
SPORTSTAR 450 hydr. folding	3x1.5	4	342	20/15	560 kg 1235 lbs
SPORTSTAR 500 hydr. folding	1x2.1 / 2x1.5	4	390	30/22	630 kg 1389 lbs
SPORTSTAR 600 hydr. folding	4x1.5	4	456	40/29	740 kg 1632 lbs





## STANDARD EQUIPMENT

- ✓ Lower links with quick coupling pendular axle
- ✓ Mounting category CAT I up to 5 m / 16.40 ft.
- ✓ Tines Ø 6.5 mm / 0.26", 490 mm / 19.30" long, individually changeable
- ✓ Wearing part on the tine 100 mm / 3.90"
- ✓ Tine loss protection
- ✓ Tube frame section providing equal working pressure over the full width
- ✓ Line spacing 13 mm / 0.51"
- ✓ Large bearing mounted rubber support wheels
- ✓ The side sections swing in automatically
- ✓ Parking support (from 4.50 m / 13.10 ft. working width)
- ✓ Transport width ≤ 3 m / 9.80 ft.

## OPTIONS

Tines Ø 6,5 mm / 0.26", 380 mm / 14.96" long

Adjustable spring-mounted front levelling plate for large mole hills


Warning signs with holder and LED-lights

Pneumatic seeding box P-BOX



## CONCEPT & DETAILS SPORTSTAR

1. Tines Ø 6,5 mm / 0.26", 490 mm / 19.30" long (optionally 380 mm / 15" long)
2. Line spacing 13 mm / 0.51"
3. Prevention against loosening of tines
4. Optionally available: P-BOX seeding unit
5. Optionally available: front levelling plates



### GREAT FLEXIBILITY OF THE SPORTSTAR

- » To work in sand and worm droppings
- » Removing felt, moss and cut residues
- » Aeration of the soil surface
- » Reseeding and closing gaps (optional)
- » Use on sports fields, golf courses, parks, public squares, riding arenas, lawns, etc.

### EXACT TINE POSITION AND MOVEMENT

The tines are fixed by sturdy plastic holders on the tine fields. This guarantees the tine is aligned exactly in the working direction. The spring of the tine is mounted freely below the tine holder. This improves the vibration of the tine and guarantees the movement of the tine by the spring. In addition, the tines clean themselves through the constant movement. A breaking of the tine is very unlikely since the movement of the tine is not limited.





### EXACT LINE SPACING OF THE TINES 13 MM / 0.51"

The line spacing of exact 13 mm / 0.51" has a significant influence on the effect and quality of the operation. Tine sections with 6 rows with 114 tines on 1,5 m / 4.92 ft. fields ensure an effective and efficient weed control. A bigger distance between the tines will leave unworked strips where weeds will continue to grow and the turf will not be dethatched.



### NO ROLLERS

To combine sport field weeders and rollers in one machine does not provide the desired effect. Even distribution of the seeds over the entire working width, which is ensured by the centrally placed deflector plates, is the key factor for good emergence of the seeds. Furthermore, the operating speed of roller and sport field weeders do not match. In case soil gets stuck to the roller, seeds which have been distributed by the weeder get stuck on it and previously sown grass is collected from the ground again. In addition, a roller establishes contact between previously torn out weeds (such as the rough stalked meadow grass) and the ground. So they will not dry out but continue to grow. Especially for reseeding and grassland care, rolling is not necessary as the roller runs on the turf and has very limited contact to the soil. For new seeding rolling can be beneficial, but it should be done in a separate operation after weeds have dried out and with the optimal working speed for rolling.

### SIMPLE MOUNTING OF A SEEDING BOX

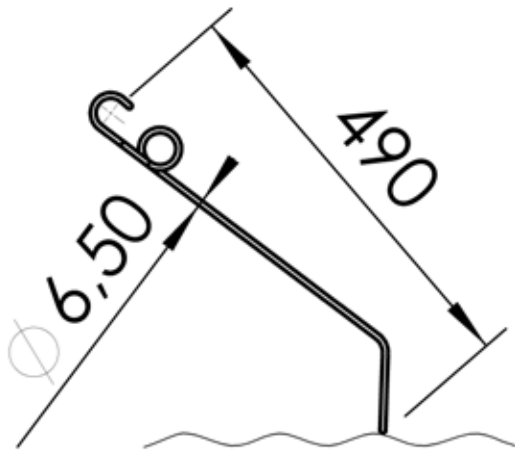
The P-BOX-STI or P-BOX-MD seeding boxes can be mounted on all tined weeders. In addition to various additional options for the seed drill, steps for filling are available.





## DETAILS & ADVANTAGES SPORTSTAR

### INCREASED VIBRATION-EFFECT DUE TO SPECIAL TINE HOLDER




### TINES Ø 6.5 MM / 0.26", 490 MM / 19.30" LONG

This universal tine with a diameter of 6.5 mm / 0.26" and a length of 490 mm / 19.30" is perfect for soft operation. A 6.5 mm / 0.26" with 380 mm / 14.96" long tine is available for aggressive operation.

### PLASTIC SUPPORT ON U-FRAME

On the U-frame holding the weeder sections the supports guiding the section are covered with hard plastic. This prevents the U-frame from wearing. In addition, they ensure good guidance of the weeding field, whereby adaptation to the terrain is still possible.





### LEVELLING PLATE FOR EXCELLENT DISTRIBUTION AND LEVELLING OF MOLEHILLS

In front of the weeder sections a levelling plate can be mounted, which is overload-protected by a leaf spring. This levelling plate is height adjustable and ensures an excellent distribution and levelling of molehills. Retrofitting of these levelling plates is easily done (only up to 6 m / 19.70 ft. working width, not in combination with hydraulic tine adjustment).

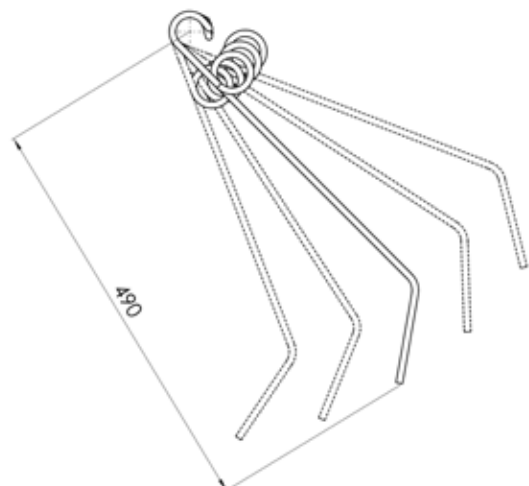


### GUARANTEED EQUAL TINE AGGRESSIVITY OVER THE ENTIRE WORKING WIDTH

The tine tube is torsion-resistant and guarantees the same tine position and the same tine aggressivity over the entire frame length. This is particularly important in hard soil conditions.

### TINE AGGRESSIVITY QUICKLY ADJUSTABLE VIA CENTRAL ADJUSTMENT LEVER

The aggressivity of the spring loaded tines on the grassland care machine can be adjusted as required via one central adjustment lever per tine section in 5 positions between "dragging" or "on grip".





## EINBÖCK AT A GLANCE

### "Everything from one source"

- » **In-house development from the idea to the finished product**  
Over 85 years of experience in the construction of agricultural machinery
- » **From practitioner for practitioners**  
75 % of our sales and product management team are practitioners
- » **Suppliers from the region or Central Europe**  
Long-lasting supplier relationships ensure consistent product quality and reliable delivery times
- » **Manufacturing**  
Exclusively in Dorf an der Pram in Upper Austria
- » **Practical testing of all machines on our own test fields**  
Before prototypes are turned into serial production, they have to pass substantial tests in the field and on the road
- » **After-Sales-Service**  
Supply of wear and spare parts is guaranteed for decades and ensures long-term customer relationships

### Einböck-values

- » **Sustainability and environmental protection**  
Environmentally friendly production of sustainable products
- » **Consulting and service**  
Sharing of acquired knowledge and first-class customer service
- » **Reliability and quality**  
Keeping promised delivery dates and selling high quality products
- » **Honesty and loyalty**  
Collaboration with customers, suppliers, employees, partners, dealers, etc. at eye level

“

*Our goal is the production of market-oriented,  
user-friendly, innovative, environmentally friendly and  
high-quality products!*


Family Einböck, management in 3rd & 4th generation

”





- ✓ Foundation 1934
- ✓ Owner-managed family business
- ✓ One production location in Dorf an der Pram; AUSTRIA
- ✓ 100 % in-house value chain
- ✓ 40+ years of experience in hoeing and weeding technology







WWW.EINBOECK.EU

## Related brochures regarding "organic farming & mechanical weed control":



### WEEDING TECHNOLOGY

- » **Tined weeder**  
AEROSTAR-CLASSIC
- » **Precision tined weeder**  
AEROSTAR-EXACT
- » **Rotative weeder**  
AEROSTAR-ROTATION

### GRASSLAND CARE

- » **Grassland weeder**  
GRASS-MANAGER (-PRO)
- » **Grassland seeder**  
PNEUMATICSTAR (-PRO)



### SEEDING & FERTILIZING

- » **Pneumatic seeding box**  
P-BOX-STI | P-BOX-MD
- » **Pneumatic front tank**  
JUMBO-SEED
- » **Mechanical intercrop seeder**  
DRILLBOX | MECHANICBOX
- » **Row-crop drill**  
CHOPSTAR-SEEDER



### THE GRASSLAND CARE HANDBOOK

- » Grassland overseeding
- » Grassland restoration
- » Grassland renewal



# EINBÖCK



Einböck GmbH  
Schatzdorf 7  
4751 Dorf an der Pram  
Austria

+43 7764 6466 0  
+43 7764 6466-390  
info@einboeck.at

Technical changes and mistakes are subject to change without prior notice!

In order to introduce the benefits of our continuous product development, we reserve the right to make technical changes without prior notice. Printing and typesetting errors or changes of any kind do not entitle the customer to any claims. Individual equipment specifications, which are illustrated or described here, are only available as options.

In case of contradictions between individual documents regarding the scope of supply, the information in our current price list shall apply.

All pictures are symbol pictures and may contain options which are available for an additional charge. For further information please contact our sales team.

Photos & Graphics: © Einböck GmbH; Photos & Graphics free, without licence, but can be used only unchanged | Text & Content: © Einböck GmbH; can be used unchanged if source is cited | Version: 10/2023